



How to claim using your SkillsFuture Credits?

Step-by-step Guide

Documents you'll need

If you did not receive the automatic email, please contact

Email:
hello@creativeculinaire.com

Whatsapp:
85116487

1

**Screenshot of Course Details
from automatic email**

**See note on next page*

2

Singpass Login and Password

3

**Mobile Phone
(For log in to Singpass)**

Documents you'll need

Screenshot should include

- Course Name
- SkillsFuture Course Code
- Date
- Name
- Email

New Order: #11693

You've received the following order from:

[\[Order #11693\]](#) (August 18, 2023)

Product	Quantity	Price
2-Day Art and Science Series: Tarts: Sweet and Savoury - SkillsFuture Deposit (#PAS003-SF) <ul style="list-style-type: none">• Pricing: SkillsFuture Deposit	1	\$100.00
Subtotal:		\$100.00
		-
Total:		\$0.00

Course Details

[2-Day Art and Science Series: Tarts: Sweet and Savoury](#)

SkillFuture Course Code: #PAS003-SF

Course Fee: \$500

Booking Details

Date of course:

Time:

Attendee Details

Name:

Email:


Telephone:

1

Go to: <https://sfc.myskillsfuture.gov.sg/claim>

2

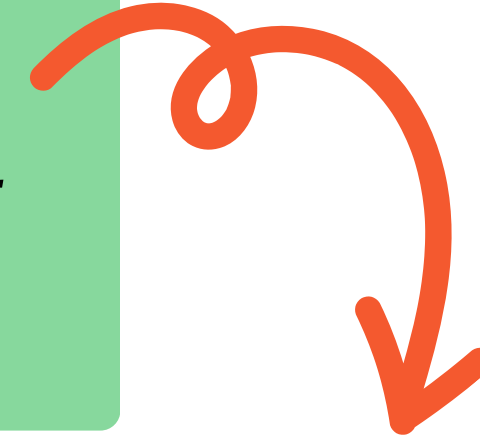
Log into Singpass using your Singpass app or Password Login



3

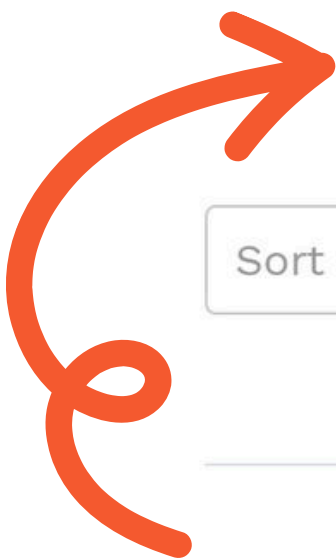
Ensure you have sufficient credits in your SkillsFuture Account.

**Please note that the SkillsFuture credits mid-career support is not applicable for this course.*



SkillsFuture Credit
Submit a claim or view your claim status here

Available SkillsFuture Credit
\$1,000.00 >
expires on



Submit A Claim

Claim Status

Refund Status

Sort By ▾

2023 ▾

Filter By Status ▾

Claim Applications (0)

Credit Transaction History (0)

4

Click on "Submit a Claim"

5

Please complete your profile if this is your first time submitting a claim



6

Search by **Course Reference Number** "TGS-XXXXXXXX" or **Training Provider** "Creative Culinaire Academy Pte. Ltd"

SkillsFuture Credit
Submit a claim or view your claim status here

Available SkillsFuture Credit **\$1,000.00** >
expires on

[Submit A Claim](#) Claim Status Refund Status

1 **Select Course** 2 **Fill In Details** 3 **Review**

What do you need before submitting the claim?

- Complete your profile if this is your first time submitting a claim.
- Register for a course with a training Provider.
- Obtain a soft copy of the official invoice/receipt that contains:
 - Name as per NRIC
 - Amount of course fees paid (in SGD)
 - Name of training provider
 - Course start date
 - Course title

*Please make sure the file size of your soft copy is not more than 4MB.

Supported Browsers: Individual portal is supported for all browsers except Internet Explorer.

Select registered courses **0**

Please note that your Course Enrolments may not be reflected in real-time. If you have registered with the Training Provider and do not see your enrolment record listed here, you may click on "Proceed to Submit a Claim" on the left to search for your course and submit your claim.

Select for a course to submit a claim

Search by Course Name/Ref No. Search Search by Training provider Search

7

Find the accurate Course Name, Course ID
and Training Provider

2 Day Art & science Series: Foundation Bread Baking (English)

Course ID: TGS-2020511042

Training Provider: CREATIVE CULINAIRE ACADEMY PTE. LTD.

Course Support Period(s): 01/04/2023 to 31/03/2025

Select

2 Day Art & science Series: Foundation Cake Making (Mandarin / English)

Course ID: TGS-2020511044

Training Provider: CREATIVE CULINAIRE ACADEMY PTE. LTD.

Course Support Period(s): 01/04/2023 to 31/03/2025

Select

8

Click on "Select"

9

Insert Course Start Date

Enter course start date *

Claim Status Refund Status

Available SkillsFuture Credit
\$1,000.00 >
expires on

10

Insert the claim amount of "\$500" in both column.
Note: If your SkillsFuture credits has less than \$500, please insert the amount you would like to claim in both columns.

2 Fill In Details 3 Review

Payment details

Amount Of Credit To Claim *	Fee Payable By You (Including GST) *
S\$ 500.00	S\$ 500.00

The claim amount should not be more than the nett course fee, or your SkillsFuture Credit balance (whichever is lower).

Upload supporting documents *


Drag and Drop or [Browse](#) your files.
jpeg, png, pdf - max file size 4MB.

11

Upload Screenshot of Course Details from automatic email
Note: Please inform Creative Culinaire Academy if you did not receive the automatic email

Course ID:TGS-2020511044
Training CREATIVE CULINAIRE ACADEMY PTE.
Provider: LTD.
Course Run Dates:01/04/2023 to 31/03/2025

Upload supporting documents *

Drag and Drop or [Browse](#) your files.
jpeg, png, pdf - max file size 4MB.

Back

Review

12

Click on review

10

You will receive a 10 digit Claim ID. Please take note of this claim ID.

11

No further action is required on your end. Creative Culinaire Academy will send a reminder 2 days before the course commence.



Creative Culinaire Academy

For questions relating to the courses

- Whatsapp: 85116457
- Email: hello@creativeculinaire.com

SkillsFuture Hotline

For questions relating to claims

- Telephone: 6785 5785
- Website: <http://www.skillsfuture.sg/credit/help>